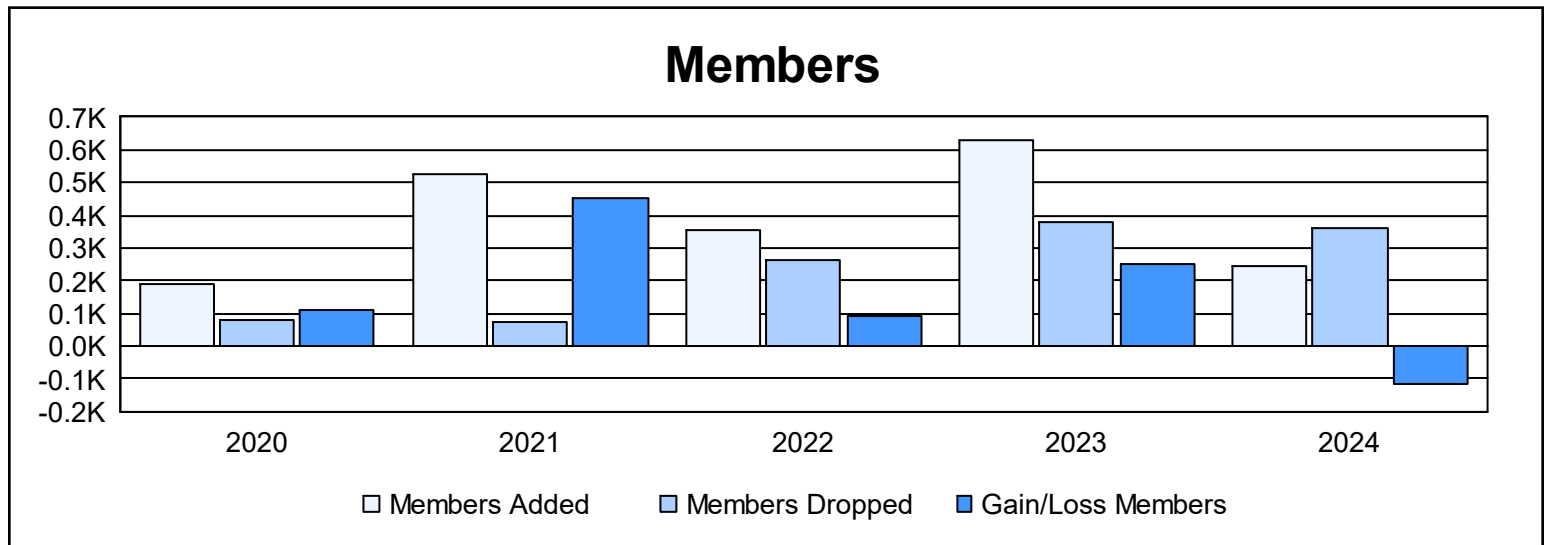
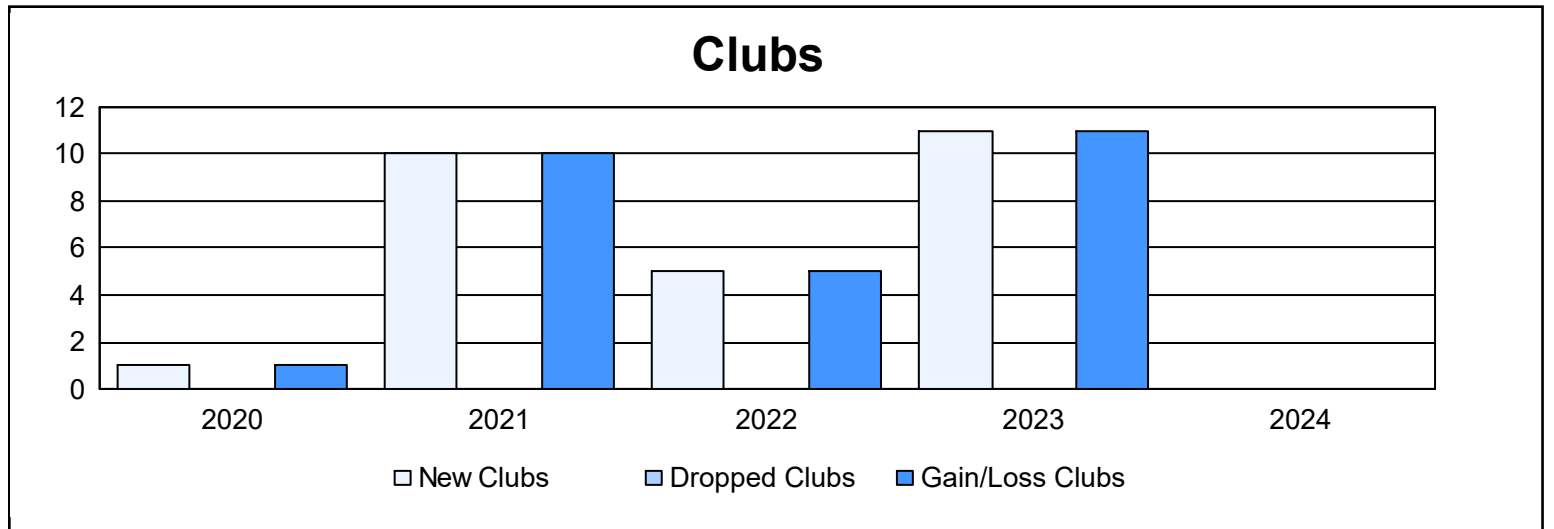
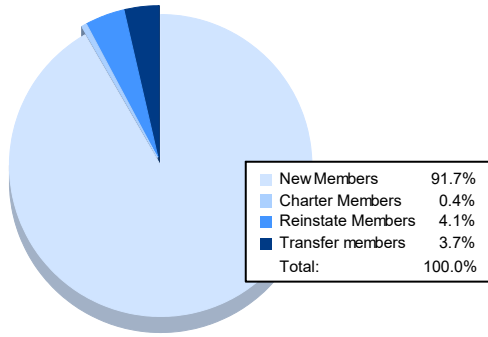


Year	New Clubs	Dropped Clubs	Gain/ Loss Clubs	New Members	Charter Members	Reinstate Members	Transfer Members	Total Member Added	Total Members Dropped	Gain/ Loss Members
2019-2020	1	0	1	160	24	0	6	190	79	111
2020-2021	10	0	10	239	281	1	4	525	71	454
2021-2022	5	0	5	200	155	1	1	357	265	92
2022-2023	11	0	11	289	324	12	4	629	380	249
2023-2024	0	0	0	222	1	10	9	242	360	-118
<b>Average</b>	<b>5</b>	<b>0</b>	<b>5</b>	<b>222</b>	<b>157</b>	<b>5</b>	<b>5</b>	<b>389</b>	<b>231</b>	<b>158</b>



### Membership Composition June 2024 Cumulative



### Gender Composition June 2024 Cumulative

